


# SPX

# POWER TEAM<sup>®</sup>

## Mechanical Parts Catalog

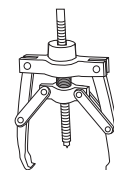
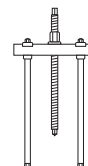
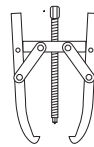
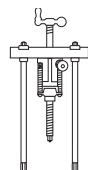
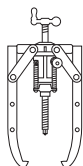
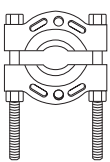


• Piece part identification by dimension

• Pullers by part number

• Pullers by piece part number

• Cross from old part number to new numbers





# OLD NUMBER TO NEW NUMBER CROSS REFERENCE LIST

Old Part No.	New Part No.	Old Part No.	New Part No.	Old Part No.	New Part No.
515	7392	938-HY	1062	950	1122
515-1	26603	939-1	33038	950-1	26651
515-5	26342	939-1B	33039	950-3	24831
515-A	7393	939-2	303961	951	1123
515-S	24832	939-3	208586	951-1	32957
515-T	24833	939-4	208587	951-3	23333
518-1	32843	939-5	28353	952	1124
518-5	26342	939-A	1109	952-1	32951
522-1	22186	939-A-1	32992	952-3	24829
522-2	34703	939-B	1110	952-A	1130
679-1	26763	939-B-1	32991	952-A-3	24828
679-2	26762	939-C	1111	952-D	1126
679-3	10210	939-C-1	32998	952-D-1	33486
680-1	31385	939-7	28390	952-D-3	26639
680-2	24828	939-1/2HY	1076	953	1127
680-3	10215	939-1/2-1B	50503	953-1	32959
887-1	51033	939-1/2-5	33785	953-3	23757
887-A	209199	939-1/2-5-B	28163	953-C	1128
887-D	7400	939-1/2-A	1112	953-C-1	50855
888	7401	939-1/2-A-1	33004	953-C-3	26640
888-1	33118	939-1/2-B	1113	953-C-5	30944
888-A	209200	939-1/2-B-1	33005	953-D	1129
921-1	201194	943	1150	953-D-1	32961
921-3	305253	943-2	33482	953-D-3	23329
921-4	305249	943-3	24846	953-D-4	23330
927-1	33483	943-4	24847	953-D-5	31037
927-2	24835	943-5	24848	954	1170
927-3	24836	943-10	24850	954-2	27044
927-4	24837	943-15	24864	954-8	28382
927-5	24838	943-A	1151	954-10	28381
927-6	24839	943-A-1	32136	954-B	1171
927-A	1100	943-B	1152	954-C	1172
927-A1	24840	943-B-1	32137	955-2	27044
927-B	1101	943-C	1153	955-13	29185
927-B1	25934	943-C-1	32139	955-14	29187
927-C	1102	943-D-16	38662	956-2	27044
927-C1	25935	943-E	1154	956-A-13	29189
927-D	1103	943-R	1155	957	1173
927-D-1	25936	943-S	1156	959	1174
930-B	1104	943-S1	206827	959-1	37016
930-B-1	32135	943-S2	22184	960	1176
930-C	1105	943-S3	22185	960-1	34698
930-C-1	32964	943-S4	34331	960-B	1177
930-D	1106	943-S12	208627	960-2	27241
930-D-1	32126	943-T	1157	960-3	24544
930-E	1107	943-U	1158	960-4	24545
930-E-1	32132	947	1165	960-7	44195
930-F	1108	947-1	33083	960-8	32054
930-F-1	32968	947-2	33084	960-9	44148
938-1	32127	947-3	33001	960-11	36578
938-1B	33958	947-4	27051	1000	1020
938-2	24822	947-5	27052	1000-1	21908
938-3	19528	947-10	33578	1000-2	27592
938-4	24824	947-16	34479	1000-3	207029
938-5	24825	947-E	1166	1000-4	27764
938-6	24826	949-1/2	1121	1000-5	21917
938-7	24827	949-1/2-1	26654	1000-1/2-L	1022

# OLD NUMBER TO NEW NUMBER CROSS REFERENCE LIST

Old Part No.	New Part No.	Old Part No.	New Part No.	Old Part No.	New Part No.
1000-1/2-L-1	43661	1006-4	30993	CT-686	7309
1000-1/2-L-2	27476	1006-5	22089	CT-686-1	37813
1000-1/2-L-3	22006	1006- L-1	30994	CT-686-2	208602
1000-1/2-L-4	22007	1006-LY	1078	CW14	7400
1000-1/2-L-5	22008	1010	1021	CW36	7401
1001	1024	1010-2	27475	GPP14L	7392
1001-1	44591	1010-1/2-LA	1023	GPP27	522
1001-4	22025	1010-1/2-A-2	33423	OA-24	7340
1001-5	22021	1011-1	43940	OA-24-1	40406
1001-1B	22023	1011-A	1026	OA-24-2	31327
1001-7	39959	1011-A-7	39942	OA-24-3	29953
1001-8	33397	1011-A-L	1027	OA-24-2A	31328
1001-C	1028	1012-A	1037	OA-36	7341
1001-D	1031	1012-A-7	44993	OA-36-2	40495
1001-L	1025	1012-A-L	1038	OA-36-3	23518
1001-L-1	43940	1013-A	1041	PA-5A	1027
1002	1035	1013-A-7	41195	PH103W	1060
1002-1	44082	1013-AL	1042	PH172J	1064
1002-4	22018	1013-A-LY	1060	PH173J	1066
1002-5	22016	1013-1/2	1045	PH302J	1072
1002-7	27759	1013-1/2-2H	41224	PH303J	1074
1002-8	33398	1013-1/2-7	41196	PH502J	1078
1002-L	1036	1013-1/2-L	1046	PH503J	1080
1002-L-1	43892	1013-1/2-LY	1066	PM12	1020
1003	1039	1014	1049	PM13	1021
1003-1	43906	1014-7	41198	PM22	1022
1003-4	22028	1014-L	1050	PM23C	1023
1003-5	22029	1015-2H	50462	PM52	1024
1003-7	33295	1015-LY	1074	PM52L	1025
1003-8	33399	1016-2H	50460	PM53C	1026
1003-L	1040	1016-LY	1080	PM53CL	1027
1003-L-1	30902	AP1	1121	PM72	1035
1003-1/2	1043	AP2	1122	PM72L	1036
1003-1/2-1	30945	AP4	1123	PM73C	1037
1003-1/2-2H	41224	AP5	1124	PM73CL	1038
1003-1/2-4	22034	AP6	679	PM132	1039
1003-1/2-5	22035	AP8	1126	PM132L	1040
1003-1/2-7	33292	AP9	1130	PM133C	1041
1003-1/2-8	33290	AP10	680	PM133CL	1042
1003-1/2-L	1044	AP12	1128	PM172	1043
1003-1/2-L-1	30949	AP13	1127	PM172L	1044
1003-1/2-LY	1064	AP16	1129	PM173	1045
1004	1047	APH6	1154	PM173L	1046
1004-1	40303	APH9	1166	PM252	1047
1004-4	30966	APP5	1153	PM252L	1048
1004-5	22045	APP6	1150	PM253	1049
1004-7	33433	APP7	1151	PM253L	1050
1004-8	33432	APP9	1165	PP10	927
1004-L	1048	BPS10	981	PPI7	938
1004-L-1	40305	CT-684	7307	PP30	939
1005-2H	41226	CT-685	7308	PPH17J	1062
1005-4	30976	CT-685-1	38012	PPH50J	1076
1005-5	22052	CT-685-2	44502		
1005-6	22053	CT-685-3	41617		
1005-L-1	40312	CT-685-4A	200017		
1005-LY	1072	CT-685-4B	200018		
1006-2H	50449	CT-685-4C	200019		

# NUMERICAL INDEX

Tool No.	Page No.	Tool No.	Page No.	Tool No.	Page No.
518	6	1062	6	1173	11
522	6	1064	8	1174	11
679	6	1066	8	1176	11
680	6	1070	7	1177	11
921	6	1072	9	1178	11
927	6	1074	9	1180	12
938	6	1076	7	1181	12
939	7	1078	9	1182	12
981	7	1080	9	1266	12
1020	7	1090	9	7136	12
1021	7	1092	9	7180	12
1022	7	1100-1113	22	7208	13
1023	7	1121	9	7307	13
1024	7	1122	10	7308	13
1025	7	1123	10	7309	13
1026	7	1124	10	7392	13
1027	7	1126	10	7393	13
1035	8	1127	10	7400	13
1036	8	1128	10	7401	13
1037	8	1129	10	7402	13
1038	8	1130	10	7640	14
1039	8	1150	10	7641	14
1040	8	1151	10	BF250	14
1041	8	1152	10	LR2000	14
1042	8	1153	10	LR4000	14
1043	8	1154	10	LR6000	14
1044	8	1155	11	PM5	9
1045	8	1156	11	SG92	15
1046	8	1157	11	SG132	15
1047	8	1158	11	SG252	15
1048	8	1165	11	SG133C	15
1049	8	1166	11	SG203C	15
1050	8	1170	11	SG373C	15
1057	9	1171	11	SGH153CR	15
1060	8	1172	11	SGH253CR	15

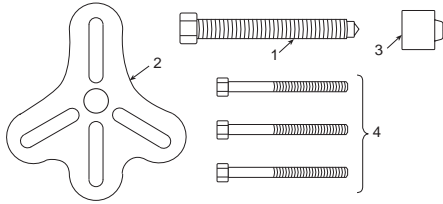
## PIECE PART IDENTIFICATION

Description	Page No.
Forcing Screws	16, 21
Speed Cranks	17
Speed Nuts	17
Puller Jaws	18, 26
Puller Heads	19
Straps	20
Caps, Screws, Nuts, & Socket Heads	20
Forcing Nuts	21
Thrust Washers	21
Cross Block	21
Sliding Plates	22
Legs	22
Leg Nuts	23
Washers	23
Leg Ends	23
Blocks	24
Bolts / Studs	24
Nuts	25
Tees	25
Cross Heads	27

Numbers shown in illustrations are item numbers in Parts List.

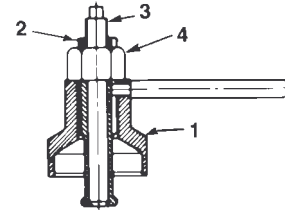
FOR PRICE INFORMATION  
SEE POWER TEAM'S  
MASTER PRICE LIST

**TOOL NO.**  
518



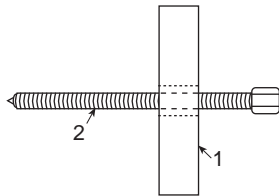
Item No.	Service Part No.	Description
1	24833	Forcing Screw
2	32843	Puller Body
3	26342	Special Plug
4	10059	3/8"-24 Cap Screw (3 req'd.)
4	10060	3/8"-16 Cap Screw (3 req'd.)

**TOOL NO.**  
921



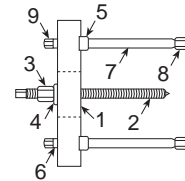
Item No.	Service Part No.	Description
1	201194	Barrel and Bar Handle
2	305253	Expanding Collet
3	305249	Forcing Screw
4	10218	7/8" NF Hex Nut

**TOOL NO.**  
522



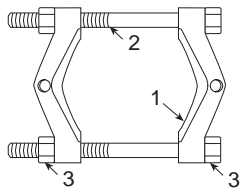
Item No.	Service Part No.	Description
1	22186	Cross Block
2	34703	Forcing Screw

**TOOL NO.**  
927



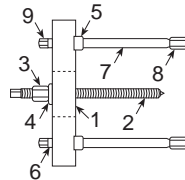
Item No.	Service Part No.	Description
1	33483	Cross Block
2	24835	Forcing Screw
3	24836	Forcing Nut
4	24837	Thrust Washer
5	24838	Sliding Plate
6	24839	Leg Washer
7	1100 (STD.)	6 3/4" Legs (pr.)
7	24840	6 3/4" Leg (1 only)
7	1101	15 3/4" Legs (pr.)
7	25934	15 3/4" Leg (1 only)
7	1102	11 3/4" Legs (pr.)
7	25935	11 3/4" Leg (1 only)
7	1103	4 3/4" Legs (pr.)
7	25936	4 3/4" Leg (1 only)
8	24827	Leg End
9	10210	Leg Nut

**TOOL NO.**  
679



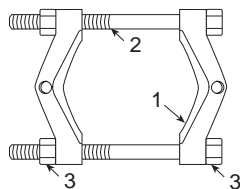
Item No.	Service Part No.	Description
1	26763	Block
2	26762	Stud
3	10210	Hex Nut

**TOOL NO.**  
938  
1062



Item No.	Service Part No.	Description
1	32127	Cross Block 13 1/2"
-	*32127	Cross Block for RT172 Ram
2	24822	Forcing Screw
3	19528	Forcing Nut
4	24824	Thrust Washer
5	24825	Sliding Plate
6	24826	Leg Washer
7	1104 (STD. on 1062)	16 1/2" Legs (pr.)
7	32135	16 1/2" Leg (1 only)
7	1105	22 1/2" Legs (pr.)
7	32964	22 1/2" Leg (1 only)
7	1106 (STD. on 938)	9 1/2" Legs (pr.)
7	32126	9 1/2" Leg (1 only)
7	1107	4 1/2" Legs (pr.)
7	32132	4 1/2" Leg (1 only)
7	1108	30" Legs (pr.)
7	32968	30" Leg (1 only)
8	24827	Leg End
9	10215	Leg Nut

**TOOL NO.**  
680

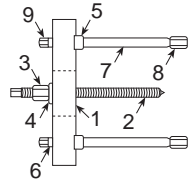


Item No.	Service Part No.	Description
1	31385	Block
2	24828	Stud
3	10215	Nut

\* Plus (1) 308244 Plate and (2) 214480 cap screws, (2) 10201 nuts

**TOOL NO.**

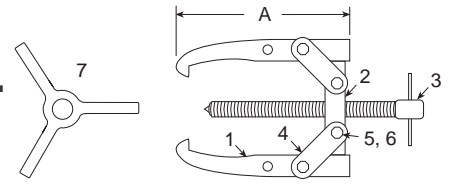
939  
1070



Item No.	Service Part No.	Description
1	33038	Cross Block
-	33039	Cross Block for RT302 Ram
2	303961	Forcing Screw
3	208586	Forcing Nut
4	208587	Thrust Washer
5	28353	Sliding Plate
6	24824	Leg Washer
7	1109 (STD. on 939)	.8" Legs (pr.)
7	32992	.8" Leg (1 only)
7	1110 (STD. on 1070)	.18" Legs (pr.)
7	32991	.18" Leg (1 only)
7	1111	.28" Legs (pr.)
7	32998	.28" Leg (1 only)
8	28390	Leg End
-	10070	Ram Attach. Screw
9	10220	Leg Nut

**TOOL NO.**

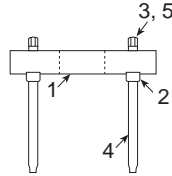
1020  
1021



Item No.	Service Part No.	Description
1	21908	Single End Arm, Each (A=2 1/16")
2	27592 (1020)	Standard Head
3	207029	Forcing Screw
4	27764	Strap
5	21917	Cap Screw
6	10197	Hex Jam Nut
7	27475 (1021)	3-Way Head

**TOOL NO.**

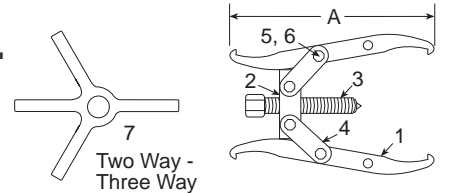
1076



Item No.	Service Part No.	Description
1	50503	Cross Block
2	33785	Sliding Plate (Upper)
3	28163	Leg Washer
4	1112 (STD.)	.24" Legs (pr.)
4	33004	.24" Leg (1 only)
4	1113	.34" Legs (pr.)
4	33005	.34" Leg (1 only)
5	10224	Hex Nut 1 1/4" NF (2 req'd.)

**TOOL NO.**

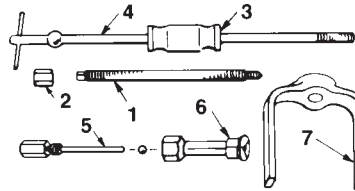
1022  
1023



Item No.	Service Part No.	Description
1	43661	Reversible End Arm, Each (A=4 1/16")
2	27476 (1022)	Standard Head
3	22006	Forcing Screw
4	22007	Strap
5	22008	Cap Screw
6	10382	Hex Jam Nut
7	33423 (1023)	2-Way/3-Way Head

**TOOL NO.**

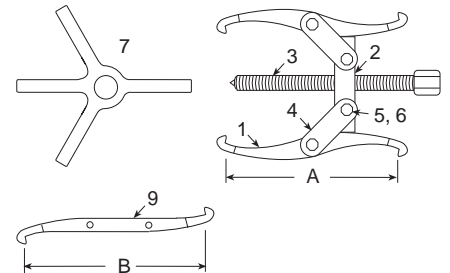
981



Item No.	Service Part No.	Description
1	24835	Forcing Screw
2	24836	Forcing Screw Nut
3	22185	Hammer, 2 1/2 Lbs.
4	208627	Shank and Tee Bar Assembly.
5	28250	Actuator Pin, 1/8" Dia.
5	28253	Actuator Pin, 3/16" Dia.
5	28256	Actuator Pin, 1/2" Dia.
-	28323GY8	Metal Storage Box
6	33856	Collet, 5/16"
6	33857	Collet, 3/8"
6	33858	Collet, 7/16"
6	33859	Collet, 1/2"
6	33860	Collet, 5/8"
6	33861	Collet, 3/4"
6	33862	Collet, 7/8"
6	33863	Collet, 1" to 1 1/4"
6	33864	Collet, 1 1/4" to 1 1/2"
6	33865	Collet, 1 1/2" to 1 3/4"
7	41331	Bridge

**TOOL NO.**

1024  
1025  
1026  
1027



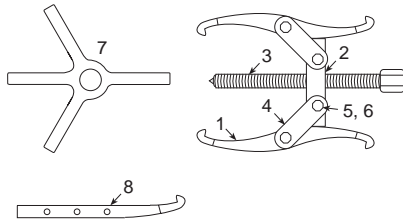
Item No.	Service Part No.	Description
1	44591 (1024, 1026)	Reversible Arm, Each (A=4 1/4")
2	39959 (1024, 1025)	Forged Head
3	33397	Forcing Screw
4	22025	Strap
5	22021	Cap Screw
6	10384	Hex Jam Nut
7	39942 (1026, 1027)	2-Way/3-Way Head
9	43940 (1025, 1027)	Long Arm, Each (B=6 3/8")

Numbers shown in illustrations are item numbers in Parts List.

FOR PRICE INFORMATION  
SEE POWER TEAM'S  
MASTER PRICE LIST

**TOOL NO.**

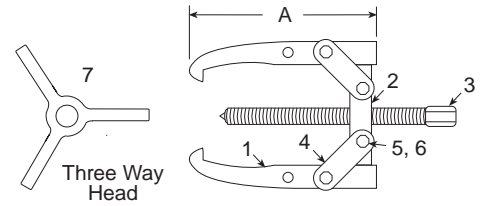
- 1035
- 1036
- 1037
- 1038



Item No.	Service Part No.	Description
1	44082 (1035, 1037)	.....Reversible Arm, Each (8½")
2	27759 (1035, 1036)	.....Forged Head
3	33398	.....Forcing Screw
4	22018	.....Strap
5	22016	.....Cap Screw
6	10386	.....Hex Jam Nut
7	44993 (1037, 1038)	.....2-Way/3-Way Head
8	43892 (1036, 1038)	.....Long Arm, Each (10¼")

**TOOL NO.**

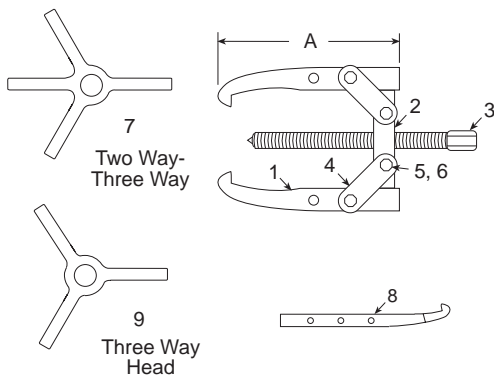
- 1043
- 1044
- 1045
- 1046
- 1064
- 1066



Item No.	Service Part No.	Description
1	30945 (1043, 1045)	...Single End Arm, Each (A=17¾")
1	30949 (1044, 1046, 1064, 1066)	.....Long Arm, Each (A=21½")
2	33292 (1043, 1044)	.....Forged Head
2	41224 (1064)	.....2-Way Head for RT172 Ram
3	33290	.....Forcing Screw
4	22034	.....Strap
5	22035	.....Cap Screw
6	10392	.....Hex Jam Nut
7	41196 (1045, 1046)	.....3-Way Head
7	41254 (1066)	.....3-Way Head For RT172 Ram

**TOOL NO.**

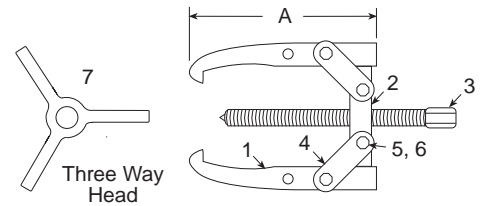
- 1039
- 1040
- 1041
- 1042
- 1060



Item No.	Service Part No.	Description
1	43906 (1039, 1041)	.....Single End Arm, Each (A=13")
2	33295 (1039, 1040)	.....Forged Head
3	33399	.....Forcing Screw
4	22028	.....Strap
5	10388	.....Hex Jam Nut
6	22029	.....Cap Screw
7	41195 (1041, 1042)	.....2-Way/3-Way Head
8	30902 (1040, 1042, 1060)	.....Long Arm, Each (A=17⅞")
9	41563	.....2-Way/3-Way Head for 1060

**TOOL NO.**

- 1047
- 1048
- 1049
- 1050



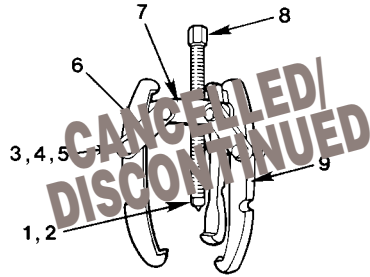
Item No.	Service Part No.	Description
1	40303 (1047, 1049)	..Single End Arm, Each (A=18¾")
1	40305 (1048, 1050)	.....Long Arm, Each (A=25¼")
2	33433 (1047, 1048)	.....Forged Head
3	33432	.....Forcing Screw
4	30966	.....Strap
5	22045	.....Cap Screw
6	10394	.....Hex Jam Nut
7	41198 (1049, 1050)	.....3-Way Head



FOR PRICE INFORMATION  
SEE POWER TEAM'S  
MASTER PRICE LIST

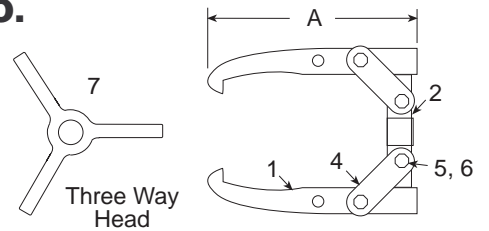
Numbers shown in illustrations  
are item numbers in Parts List.

**TOOL NO.**  
PM5



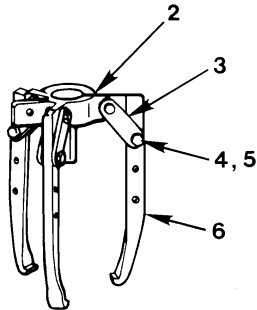
Item No.	Service Part No.	Description
1	308885	Forcing Screw Tip
2	215219	Retaining Ring
3	22021	Cap Screw
4	215220	Cancelled/Discontinued Locknut
5	215218	Cancelled/Discontinued Washer
6	22025	Strap
7	308883	Cancelled/Discontinued 2-Way/3-Way Head
8	308884	Forcing Screw
9	307409	Cancelled/Discontinued Reversible Jaw

**TOOL NO.**  
1078  
1080



Item No.	Service Part No.	Description
1	30994	Long Arm, Each (A=43")
2	50449 (1078)	2-Way Head for 50 Ton Ram
4	30993	Strap
5	22089	Cap Screw
6	10220	Hex Nut
7	50460 (1080)	3-Way Head for 50 Ton Ram

**TOOL NO.**  
1057



Item No.	Service Part No.	Description
2	47997	2-Way/3-Way Head
3	22018	Strap
4	22016	Cap Screw
5	10386	Jam Nut
6	43892	Long Jaw
-	309874	Pushing Adapter 5/8" Dia.
-	309875	Pushing Adapter 7/8" Dia.

**TOOL NO.**  
1090



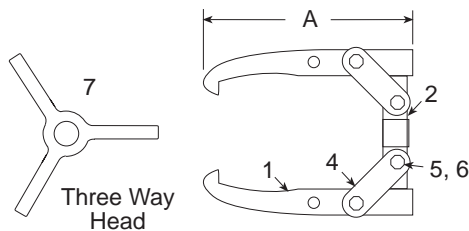
Item No.	Service Part No.	Description
1	33397	Forcing Screw
2	307490	Cancelled/Discontinued Cross Block
3	46816	Cancelled/Discontinued Jaw

**TOOL NO.**  
1092



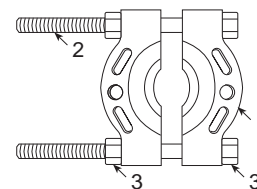
Item No.	Service Part No.	Description
1	33398	Forcing Screw
2	46819	Cancelled/Discontinued Cross Block
3	46818	Cancelled/Discontinued Jaw

**TOOL NO.**  
1072  
1074



Item No.	Service Part No.	Description
1	40312	Long Arm, Each (A=30 3/4")
2	41226 (1072)	2-Way Head for RT302 Ram
4	30976	Strap
5	22052	Cap Screw
6	22053	Hex Nut
7	50462 (1074)	3-Way Head for 30 Ton Ram

**TOOL NO.**  
1121

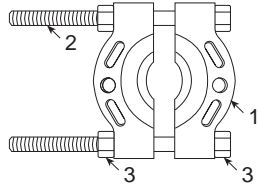


Item No.	Service Part No.	Description
1	26654	Block (each)
2	10042	Bolt
3	10203	Nut

Numbers shown in illustrations are item numbers in Parts List.

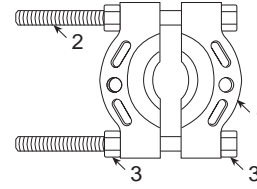
FOR PRICE INFORMATION  
SEE POWER TEAM'S  
MASTER PRICE LIST

**TOOL NO.**  
1122



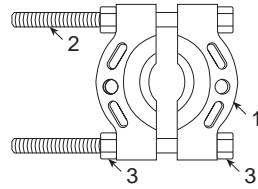
Item No.	Service Part No.	Description
1	26651	Block (each)
2	24831	Bolt
3	10207	Nut

**TOOL NO.**  
1128



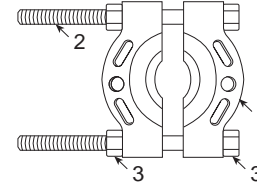
Item No.	Service Part No.	Description
1	50855	Block (each)
-	30944	Pulling Tee
2	26640	Stud
3	10226	Nut 1 1/2" NF

**TOOL NO.**  
1123



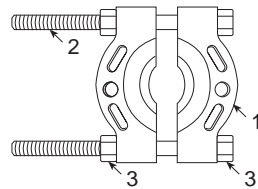
Item No.	Service Part No.	Description
1	32957	Block (each)
2	23333	Stud
3	10213	Nut

**TOOL NO.**  
1129



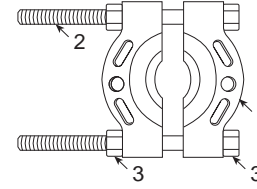
Item No.	Service Part No.	Description
1	32961	Block (each)
-	31037	Pulling Tee
2	23329	Stud
3	23330	Nut 1 3/4" NF

**TOOL NO.**  
1124



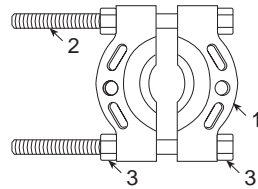
Item No.	Service Part No.	Description
1	32951	Block (each)
2	24829	Stud 9 1/2"
3	10215	Nut

**TOOL NO.**  
1130



Item No.	Service Part No.	Description
1	32951	Block (each)
2	24828	Stud 13"
3	10215	Nut

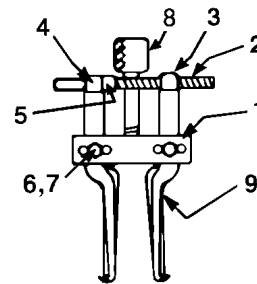
**TOOL NO.**  
1126



Item No.	Service Part No.	Description
1	33486	Block (each)
2	26639	Stud
3	10218	Nut

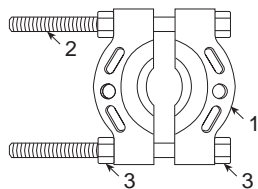
**TOOL NO.**

- 1150
- 1151
- 1152
- 1153
- 1154



Item No.	Service Part No.	Description
1	33482	Slotted Block
2	24846	Adjusting Screw
3	24847	Tapped Swivel
4	24848	Plain Swivel
5	11560	Roll Pin
6	10054	Cap Screw
7	10386	Hex Jam Nut
8	24850 (1150, 1151, 1153)	Reducing Adapter
8	24864 (1154)	Swivel Adapter
9	32136 (1151)	5 1/4" Clearance Jaw (each)
9	32137 (1150, 1152, 1154)	4" Clearance Jaw (each)
9	32139 (1153)	2 1/8" Clearance Jaw (each)

**TOOL NO.**  
1127



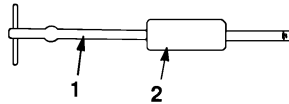
Item No.	Service Part No.	Description
1	32959	Block (each)
2	23757	Stud
3	214550	Nut

FOR PRICE INFORMATION  
SEE POWER TEAM'S  
MASTER PRICE LIST

Numbers shown in illustrations  
are item numbers in Parts List.

**TOOL NO.**

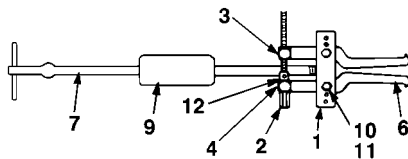
1155  
1156



Item No.	Service Part No.	Description
1	208627	Shank and Tee Bar Assembly
2	22185	2½ Lb. Hammer
2	34331	5 Lb. Hammer

**TOOL NO.**

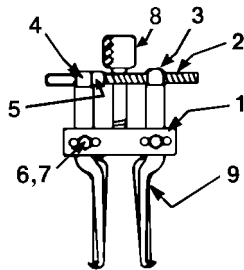
1157  
1158



Item No.	Service Part No.	Description
1	33482	Slotted Block
2	24846	Adjusting Screw
3	24847	Tapped Swivel
4	24848	Plain Swivel
6	32137	4" Clearance Jaw
7	208627	Shank and Tee Bar Assembly
9	22185 (1157)	2½ Lb. Hammer
9	34331 (1158)	5 Lb. Hammer
10	10054	Hex Head Cap Screw
11	10386	Hex Jam Nut
12	11560	Roll Pin

**TOOL NO.**

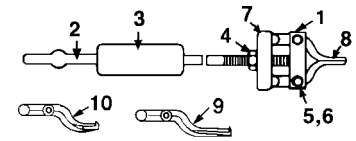
1165  
1166



Item No.	Service Part No.	Description
1	33084	Slotted Block
2	33001	Adjusting Screw
3	27051	Tapped Swivel
4	27052	Plain Swivel
5	10896	Roll Pin
6	10105	Cap Screw
7	10394	Hex Jam Nut
8	33578 (1165)	Adapter, 1½"-12
8	34479	Adapter, 1⅝"-5½"
8	38662 (1166)	Adapter, 1¼"-7
9	33083	Puller Jaw
10	10390	Jam Nut, ½" SAE

**TOOL NO.**

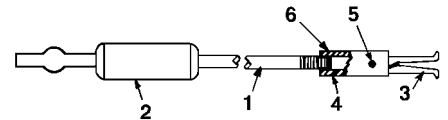
1170  
1171  
1172



Item No.	Service Part No.	Description
1	27044	Cross Block
2	28382	Shank
3	28381	Hammer
4	10390	Adjusting Nut
5	10014	Cap Screw
6	10382	Hex Jam Nut
7	201952	Adjusting Bar
8	29185 (1170)	Jaw (¾" reach)
9	29187 (1172)	Jaw (1¾" reach)
10	29189 (1171)	Jaw (1" reach)

**TOOL NO.**

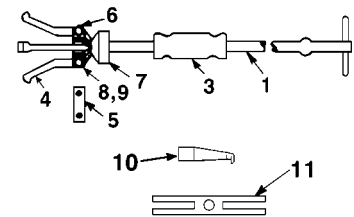
1173  
1174



Item No.	Service Part No.	Description
1	28382	Shank
2	28381	Hammer
3	43372	Puller Jaw
4	14472	Ball
5	14473	Pin
6	37016	Body

**TOOL NO.**

1176  
1177  
1178



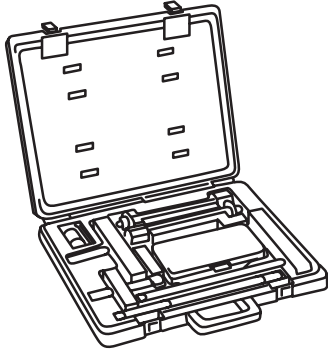
Item No.	Service Part No.	Description
1	208627	Shank and Tee Bar Assembly
3	22185	2½ Lb. Hammer
3	34331	5 Lb. Hammer
4	34698 (1176, 1177)	Jaw (2" reach)
4	32054	Jaw (1¼" reach)
4	44148	Jaw (5" reach)
4	44195	Jaw (3" reach)
5	27241	2-Way Head
6	24544	3-Way Head
7	24545	Cone
8	22021	Cap Screw
9	10384	Hex Jam Nut
10	27315	Seal Hook
11	36578	Cross Block

(All jaws furnished with 1178)

Numbers shown in illustrations are item numbers in Parts List.

FOR PRICE INFORMATION  
SEE POWER TEAM'S  
MASTER PRICE LIST

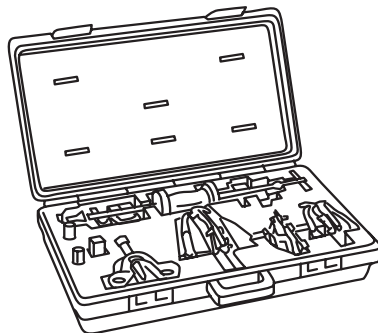
**TOOL NO.**  
1180



- Set 1180  
Consists of:
- 522 .....Gear and Pulley Puller
  - 927 .....10-Ton Push-Puller
  - 7393 .....Gear and Pulley Puller
  - 62757 .....Plastic Case

See tool no. referenced in this catalog for correct service part number.

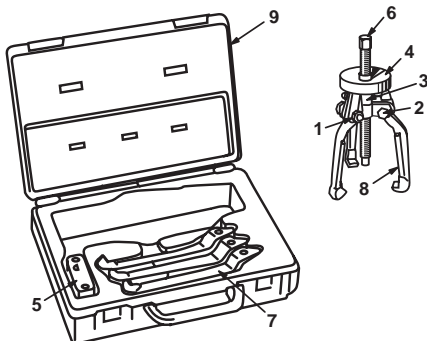
**TOOL NO.**  
1181



- Set 1181  
Consists of:
- 1023 .....Grip-O-Matic Puller
  - 1027 .....Grip-O-Matic Puller
  - 1122 .....Bearing Pulling Attachment
  - 1177 .....Slide Hammer Puller
  - 7208 .....Hub Puller
  - 7393 .....Bar-Type Gear and Pulley Puller
  - 62756 .....Plastic Case

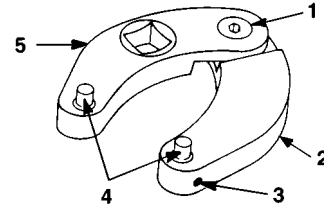
See tool no. referenced in this catalog for correct service part number.

**TOOL NO.**  
1182



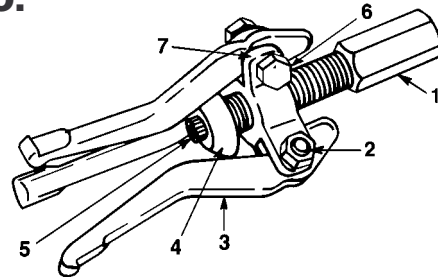
- | Item No. | Service Part No. | Description                   |
|----------|------------------|-------------------------------|
| 1        | 10384            | .....Hex Jam Nut, 5/16"-24    |
| 2        | 22021            | .....Hex Head Cap Screw       |
| 3        | 24544            | .....Puller Head              |
| 4        | 24545            | .....Adjusting Cone           |
| 5        | 27241            | .....Cross Block              |
| 6        | 309321           | .....Forcing Screw            |
| 7        | 44148            | .....Jaw (5" reach)           |
| 8        | 44195            | .....Jaw (3" reach)           |
| 9        | 54260            | .....Plastic Molded Ins. Case |

**TOOL NO.**  
1266



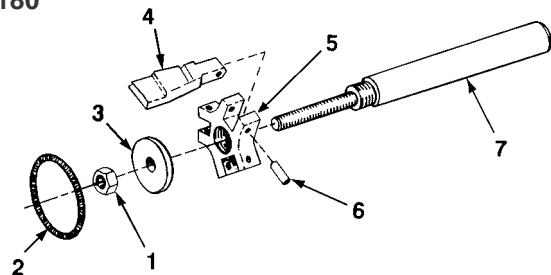
- | Item No. | Service Part No. | Description                 |
|----------|------------------|-----------------------------|
| 1        | 19660            | .....Flat Head Socket Screw |
| 2        | 38710            | .....Arm                    |
| 3        | 10133            | .....Set Screw              |
| 4        | 204928           | .....Pin                    |
| 5        | 43437            | .....Arm                    |

**TOOL NO.**  
7136



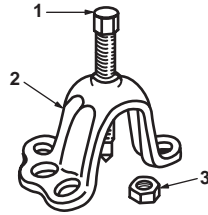
- | Item No. | Service Part No. | Description             |
|----------|------------------|-------------------------|
| 1        | 203662           | .....Forcing Screw      |
| 2        | 10384            | .....Hex Jam Nut        |
| 3        | 37554            | .....Puller Jaw         |
| 4        | 27299            | .....Cone Expander      |
| 5        | 13334            | .....Shoulder Screw     |
| 6        | 22021            | .....Hex Head Cap Screw |
| 7        | 24544            | .....Puller Head        |

**TOOL NO.**  
7180



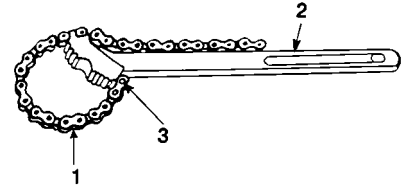
- | Item No. | Service Part No. | Description              |
|----------|------------------|--------------------------|
| 1        | 10213            | .....Nut, Hex (5/8"-18") |
| 2        | 207561           | .....Extension Spring    |
| 3        | 210583           | .....Expander            |
| 4        | 52038            | .....Jaw                 |
| 5        | 305130           | .....Head, 3-Way         |
| 6        | 209624           | .....Pin                 |
| 7        | 305129           | .....Handle              |

**TOOL NO.**  
7208



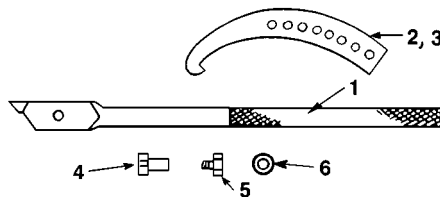
Item No.	Service Part No.	Description
1	10394	Hex Jam Nut
2	24833	Forcing Screw
3	47407	Puller Head

**TOOL NO.**  
7400  
7401



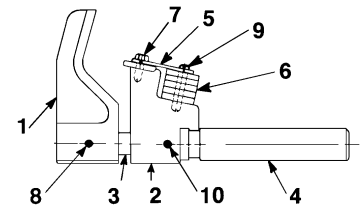
Item No.	Service Part No.	Description
1	209199	Attaching Pin and 16" Chain (7400)
1	209200	22" Chain (7401)
2	51033	Handle (7400)
2	33118	Handle (7401)
3	13438	Pin (7401)

**TOOL NO.**  
7307  
7308



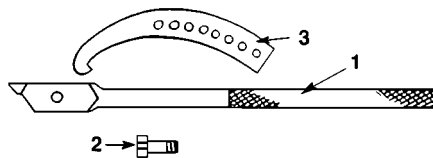
Item No.	Service Part No.	Description
1	38012	Forged Handle
2	44502	Jaw, 3/8" Thick
3	41617	Jaw, 3/4" Thick
4	200017	Pivot Pin Body
5	200018	Pivot Pin Screw
6	200019	Pivot Pin Washer

**TOOL NO.**  
7402



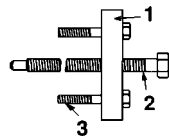
Item No.	Service Part No.	Description
1	206803	V-Pad
2	52518	Post
3	25512	Screw
4	25509	Handle
5	25510	Strap
6	8090	Die 8-10-12-14 Pitch
6	8091	Die 16-18-20-24 Pitch
6	8092	Die 11-11 1/2 Pitch
6	8093	Die 4-5 Pitch
6	8094	Die 6-7 Pitch
6	8095	Die 7 1/2-9 Pitch
7	10027	Hex Head Cap Screw
8	10585	Roll Pin
9	11538	Roll Pin
10	12828	Roll Pin
-	8096	Die 1 mm-1.75 mm Pitch
-	8097	Die 2 mm-3.5 mm Pitch
-	8098	Die 4 mm Pitch
-	202817	Metric Thread Chaser Die Set (7402)
		3 Dies Included: 1 mm-1.25 mm-1.5 mm-1.75 mm; 2 mm-2.5 mm-3.0 mm-3.5 mm; and 4 mm pitch.

**TOOL NO.**  
7309



Item No.	Service Part No.	Description
1	37813	Forged Handle
2	208602	Bolt
3	41617	Jaw, 3/4" Thick

**TOOL NO.**  
7392  
7393



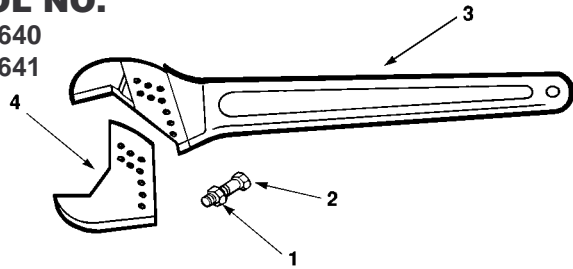
Item No.	Service Part No.	Description
1	26603	Cross Block
2	24832	Forcing Screw, 13"
2	24833	Forcing Screw, 5 1/2"
3	10060	Cap Screw, 3/8" NC (2 req'd.)

FOR PRICE INFORMATION  
SEE POWER TEAM'S  
MASTER PRICE LIST

Numbers shown in illustrations  
are item numbers in Parts List.

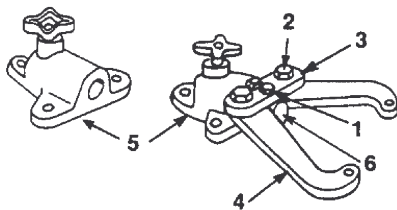
**TOOL NO.**

7640  
7641



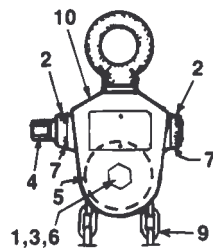
Item No.	Service Part No.	Description
1	10388	Hex Head Jam Nut, 7/16-20(7640 & 7641)
2	22953	Cap Screw, 7/16-20(7640)
2	23518	Cap Screw, 7/16-20(7641)
3	48395	Wrench Handle(7640)
3	53642	Wrench Handle(7641)
4	48403	Jaw(7640)
4	48412	Jaw(7641)
4	7642	Cancelled/Discontinued .See Power Team Catalog for range adjustment

**TOOL NO.**  
BF250



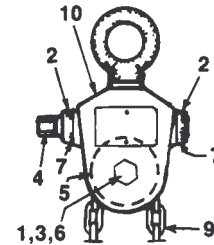
Item No.	Service Part No.	Description
1	10080	Hex Head Cap Screw
2	10099	Hex Head Cap Screw
3	28890OR9	Strap
4	34310OR9	Arm
5	34607OR9	Base
6	34309	Pivot

**TOOL NO.**  
LR2000



Item No.	Service Part No.	Description
1	10258	Washer
2	10973	Roll Pin
3	211185	Hex Head Cap Screw
4	23524	Worm
5	23525	Chain Block
6	211184	Pin
7	23728	Collar
9	31609	Chain Assembly
10	31627	Frame
11	251830 (Not shown)	Latch Kit for Chain Hook

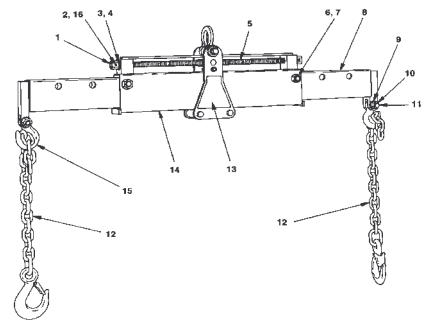
**TOOL NO.**  
LR4000



Item No.	Service Part No.	Description
1	13324	Washer
2	10973	Roll Pin
3	211187	Hex Head Cap Screw
4	31803	Worm
5	40569	Chain Block
6	211186	Pin
7	23728	Collar
9	31800	Chain Assembly
10	40568	Frame
11	251831 (Not shown)	Latch Kit for Chain Hook

**TOOL NO.**  
LR6000

See Power Team Parts & Operating Instructions Form # 102733 for complete parts listing.



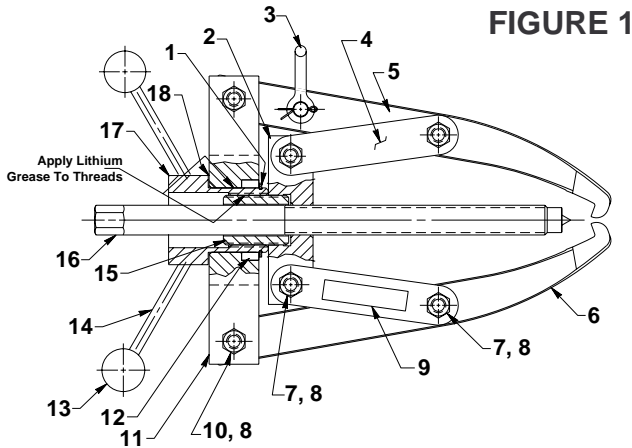


FIGURE 1

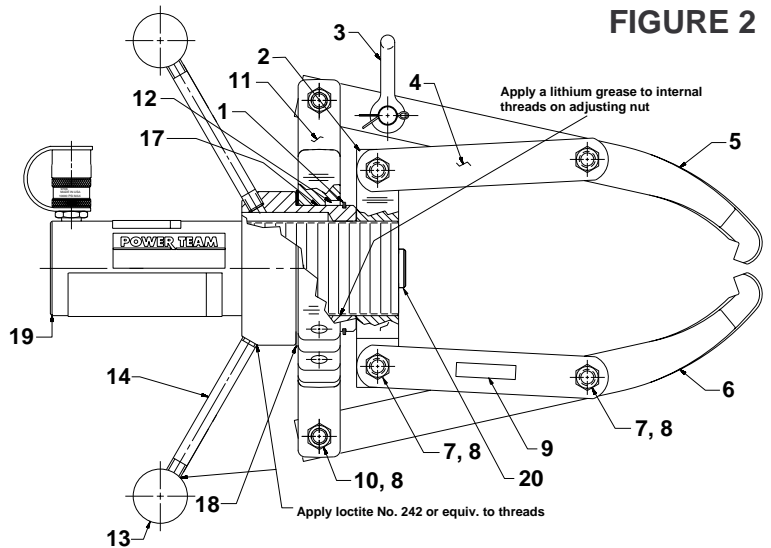
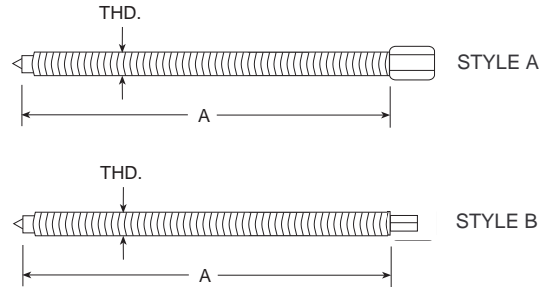
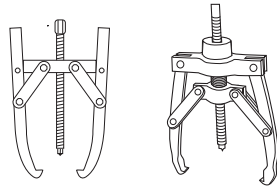


FIGURE 2

Item No.	FIGURE 1						FIGURE 2		Description
	Assy No. SG92	Assy No. SG132	Assy No. SG133C	Assy No. SG203C	Assy No. SG252	Assy No. SG373C	Assy No. SGH153CR	Assy No. SGH253CR	
1	250999 1.53 x .062	250999 1.53 x .062	250999 1.53 x .062	250999 1.53 x .062	250888 2.25 x .078	250888 2.25 x .078	251075 4.26 x .111	250910 4.26 x .111	Ring, Retain Ext. Size
2	350559	350614	350562	350616	420534	420529	420619	420554	Head, Lower Puller
3					251656	251656	251656	251656	Shackle, Anchor
4	251000	251036	251000	251036	420521	420521	350617	420541	Strap
5					58559	58559	420960	420961	Jaw, Puller
6	420520	420594	420520	420594	58310	58310	420614	420550	Jaw, Puller
7	251238 3/8-24 x 1-3/4	251037 1/2-20 x 2	251238 3/8-24 x 1-3/4	251037 1/2-20 x 2	250900 9/16-18 x 2-1/2	250900 9/16-18 x 2-1/2	250900 9/16-18 x 2-1/2	250887 3/4-16 x 2-3/4	Screw, Soc. HD Size
8	251029 3/8-24	251038 1/2-20	251029 3/8-24	251038 1/2-20	250902 9/16-18	250902 9/16-18	250902 9/16-18	251134 3/4-16	Nut, Hex Lock Size
9	252077	252077	252077	252077	252077	252077	252077	252077	Decal, Patent
10	251059 3/8-24 x 2	251060 1/2-20 x 2-1/4	251059 3/8-24 x 2	251060 1/2-20 x 2-1/4	250899 9/16-18 x 3	250899 9/16-18 x 3	250900 9/16-18 x 2-1/2	251013 3/4-16 x 4	Screw, Socket HD Size
11	420914	420915	420916	420917	58530	58531	58532	64668	Head, Upper Puller
12	251595 2.0 OD x 0.5 x .02 WS	251595 2.0 OD x 0.5 x .02 WS	251595 2.0 OD x 0.5 x .02 WS	251595 2.0 OD x 0.5 x .02 WS	251607 2.69 OD x .49 x .02 WS	251607 2.69 OD x .49 x .02 WS	251608 4.80 OD x .58 x .03 WS	251609 5.06 OD x .50 x .03 WS	Spring Size
13					211911	211911	13141	13141	Knob, Ball
14					250042	250042	26878	26878	Stud, Handle
15	250997 1-1/4-12 x 1-3/4	251033 1-1/4-12 x 3	250997 1-1/4-12 x 1-3/4	251033 1-1/4-12 x 3	350554 1-3/4-12 x 3	350554 1-3/4-12 x 3			Screw, Adjust Size
16	420526 3/4-16 x 12-1/4	420605 1-3/16-16 x 18-3/16	420526 3/4-16 x 12-1/4	420605 1-3/16-16 x 18-3/16	350563 1"-14 x 21-1/4	350563 1"-14 x 21-1/4			Screw, Forcing Size
17	350557 1-1/4-12	350557 1-1/4-12	350557 1-1/4-12	350557 1-1/4-12	350555 1-3/4-12	350555 1-3/4-12	420620 3-3/8-12	58332 4-12	Nut, Adjusting Size
18					251653 3.35 x 2.26	251653 3.35 x 2.26	251654 5.55 x 4.53	251655 5.55 x 4.83	Washer Thrust Size
19							58346 15 Ton 8-1/8" St.	58331 25 Ton 14-1/4" St.	Cyl. Size
20							201362	201412	Thread Adapter

# PIECE PART IDENTIFICATION

## MECHANICAL GRIP-O-MATIC® AND SUPER GRIP-O-MATIC® PULLERS

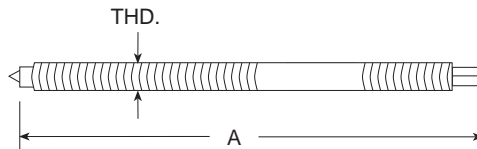
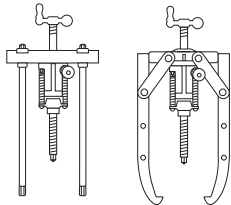


### FORCING SCREWS

Style	Part No.	Old Part No.	Used on Puller(s)	Length "A" (inches)	Thread
A	207029	1000-3*	1020, 1021	2 <sup>7</sup> / <sub>8</sub>	5 <sup>1</sup> / <sub>16</sub> -24 UNF
A	22006	1000 <sup>1</sup> / <sub>2</sub> -L-3	1022, 1023	4 <sup>1</sup> / <sub>4</sub>	3 <sup>3</sup> / <sub>8</sub> -24 UNF
A	33397	1001-8	1024, 1025, 1026, 1027	6 <sup>1</sup> / <sub>4</sub>	9 <sup>1</sup> / <sub>16</sub> -20 UN
A	33398	1002-8	1035, 1036, 1037, 1038, PA7	8 <sup>1</sup> / <sub>8</sub>	1 <sup>1</sup> / <sub>16</sub> -18 UN
A	33399	1003-8	1039, 1040, 1041, 1042	11 <sup>3</sup> / <sub>4</sub>	1 <sup>3</sup> / <sub>16</sub> -16 UN
A	33290	1003 <sup>1</sup> / <sub>2</sub> -8	1043, 1044, 1045, 1046	12 <sup>1</sup> / <sub>4</sub>	1-14 UNS
A	33432	1004-8	1047, 1048, 1049, 1050	14 <sup>1</sup> / <sub>4</sub>	1 <sup>1</sup> / <sub>4</sub> -12 UNF
B	420526	—	SG92, SG133C	12	3 <sup>3</sup> / <sub>4</sub> -16 UNF
B	420605	—	SG132, SG203C	16	1 <sup>3</sup> / <sub>16</sub> -16 UN
B	350563	—	SG252, SG373C	21	1-14 UNS

\* Forcing screw with tee handle.

## HYDRAULIC GRIP-O-MATIC® PULLERS AND PUSH PULLERS®



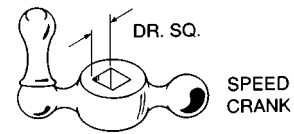
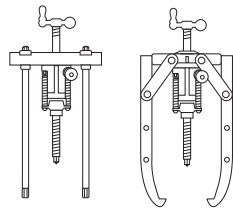
### FORCING SCREWS

Part No.	Old Part No.	Used on Puller(s)	Capacity	Length "A" (inches)	Thread
32118	Y15-12	1062, 1064, 1066, PH172, PH172R, PH173, PH173R, PPH17, PPH17R	17 <sup>1</sup> / <sub>2</sub> Ton	20	1-8
34758	Y30-12	1070, 1072, 1074, PH302, PH302R, PH303, PH303R, PPH30, PPH30R	30 Ton	24	1 <sup>1</sup> / <sub>4</sub> -7
32698	Y50-12	1076, 1078, 1080, PH502, PH502R, PH503, PH503R, PPH50, PPH50R	50 Ton	30	1 <sup>5</sup> / <sub>8</sub> -5 <sup>1</sup> / <sub>2</sub>
32699	—	—	100 Ton	34	2 <sup>1</sup> / <sub>2</sub> -8



# PIECE PART IDENTIFICATION

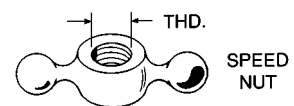
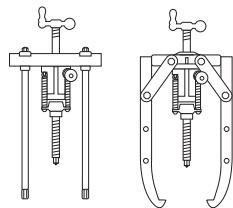
## HYDRAULIC GRIP-O-MATIC® PULLERS AND PUSH PULLERS®



### SPEED CRANKS

Part No.	Old Part No.	Used on Puller(s)	Use w/Forcing Screw No.	Female Sq. Drive
24814	Y15-13	1062, 1064, 1066, PH172, PH172R, PH173, PH173R, PPH17, PPH17R	32118	1 <sup>1</sup> / <sub>16</sub> "
27198	Y30-13	1070, 1072, 1074, PH302, PH302R, PH303, PH303R, PPH30, PPH30R	34758	1 <sup>3</sup> / <sub>16</sub> "
29595	Y50-13	1076, 1078, 1080, PH502, PH502R, PH503, PH503R, PPH50, PPH50R	32698	1"
303785	—	—	32699	1 <sup>3</sup> / <sub>4</sub> "

## HYDRAULIC GRIP-O-MATIC® PULLERS AND PUSH PULLERS®

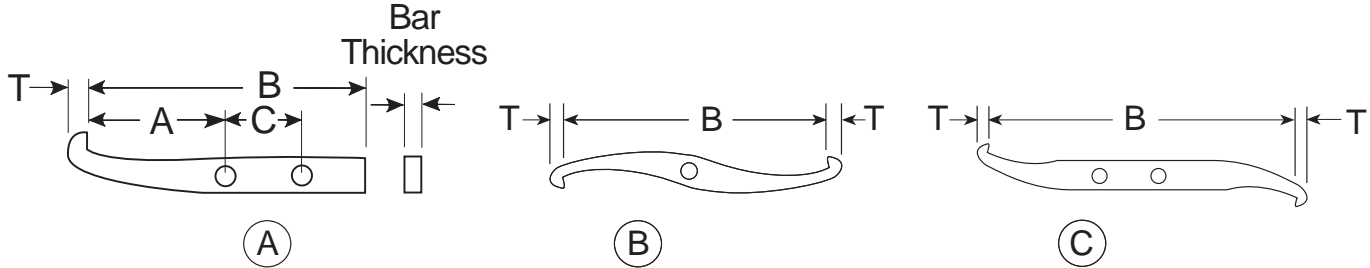
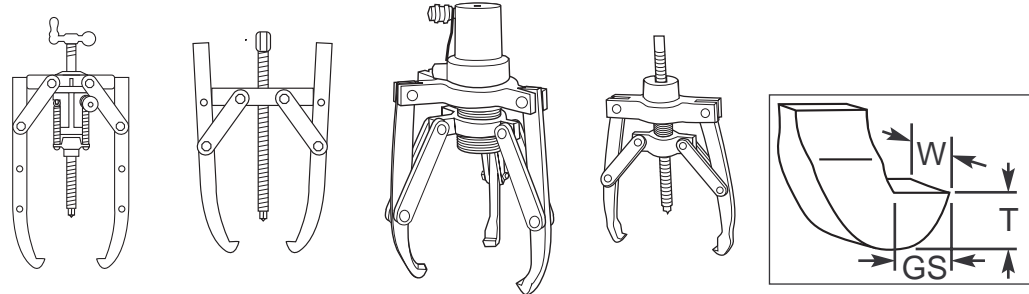


### SPEED NUTS

Part No.	Old Part No.	Used on Puller(s)	Use w/Forcing Screw No.	Thread
302482	973-8	1062, 1064, 1066, PH172, PH172R, PH173, PH173R, PPH17, PPH17R	32118	1-8
302483	Y30-15	1070, 1072, 1074, PH302, PH302R, PH303, PH303R, PPH30, PPH30R	34758	1 <sup>1</sup> / <sub>4</sub> -7
33439	Y50-15	1076, 1078, 1080, PH502, PH502R, PH503, PH503R, PPH50, PPH50R	32698	1 <sup>5</sup> / <sub>8</sub> -5 <sup>1</sup> / <sub>2</sub>
34136	—	—	32699	2 <sup>1</sup> / <sub>2</sub> -8

# PIECE PART IDENTIFICATION

## MECHANICAL AND HYDRAULIC GRIP-O-MATIC® AND SUPER GRIP-O-MATIC® PULLERS



### PULLER JAWS

Style	Part No.	Old Part No.	Used on Puller(s)	"A" (in.)	"B" (in.)	"C" (in.)	Bar Thickness (in.)	Jaw Thickness "T" (in.)	Gripping Surface "GS" (in.)	Jaw Thickness "W" (in.)
A	21908	1000-1	1020, 1021	1	2½	½	¼	9/64	1/8	15/64
A	43892	1002-L-1	1036, 1038, 1057, PA7, PH53C, PH53CR	4¼	10	1¾	½	11/32	19/64	63/64
A	420520	—	SG92, SG133C	4¼	10	5¼	½	11/32	5/16	63/64
A	43906	1003-1	1039, 1041	5½	12¼	3¼	5/8	9/16	33/64	1
A	420594	—	SG132, SG203C	5½	16¼	10½	5/8	9/16	9/16	63/64
A	30902	1003-L-1	1040, 1042, 1060, PH103C, PH103CR	6½	16¼	3¼	5/8	9/16	½	63/64
A	30945	1003½-1	1043, 1045	6	16¼	4½	¾	13/16	39/64	117/64
A	420614	—	SGH153CR	515/16	16½	913/16	¾	13/16	5/8	117/64
A	30949	1003½-L-1	1044, 1046, 1064, 1066, PH172, PH172R, PH173, PH173R	6	20¼	4½	¾	13/16	41/64	19/32
A	58310	—	SG252, SG373C	7½	20½	12	¾	13/16	19/32	117/64
A	40303	1004-1	1047, 1049	6¼	18	4	7/8	11/16	29/32	129/64
A	40305	1004-L-1	1048, 1050	6¼	23¼	5½	7/8	11/16	59/64	129/64
A	420550	—	SGH253CR	8	24	13¾	7/8	11/16	15/16	17/16
A	40312	1005-L-1	1072, 1074, PH302, PH302R, PH303, PH303R	7¼	30¾	45/8	1	11/8	15/16	15/8
A	30994	1006-L-1	1078, 1080, PH502, PH502R, PH503, PH503R	17¾	42	6	1¼	113/32	1	157/64
B	44591	1001-1	1024, 1026	—	4¼	—	3/8	¼ & 5/16	7/32 & 15/64	23/64 & 23/32
B	44082	1002-1	1035, 1037, PA7	—	7/8	—	½	5/16 & 11/32	9/32 & ½	1 & 1
C	43661	1000½-L-1	1022, 1023	—	3¾	—	5/16	1/8 & 3/16	7/32 & 15/64	¼ & 31/64
C	43940	1001-L-1	1025, 1027	—	63/8	—	3/8	¼ & 5/16	7/32 & ¼	3/8 & 3/4

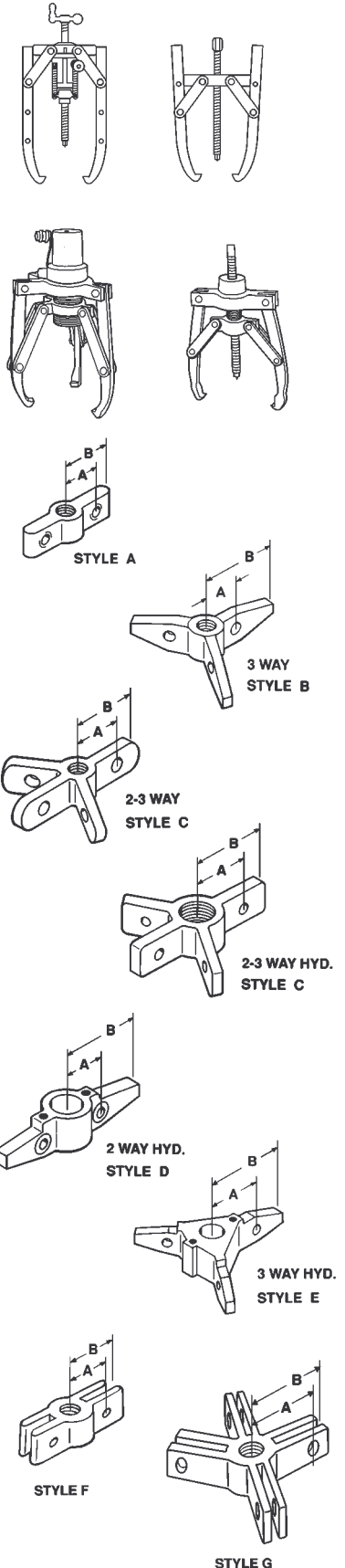
# PIECE PART IDENTIFICATION

For Hydraulic Puller parts listing, see Parts & Services Manual Index

## MECHANICAL AND HYDRAULIC GRIP-O-MATIC® AND SUPER GRIP-O-MATIC® PULLERS

### PULLER HEADS

Style	Part No.	Old Part No.	Used on Puller(s)	"A" (inches)	"B" (inches)
A	27592	1000-2	1020	1/2	1
A	27476	1000 <sup>1</sup> / <sub>2</sub> -L2	1022	5/8	1
A	39959	1001-7	1024, 1025	7/8	1 1/2
A	27759	1002-7	1035, 1036	1 1/8	2 1/8
A	350559	—	SG92	1 5/8	2 1/8
A	350614	—	SG132	1 3/4	4 3/8
A	33295	1003-7	1039, 1040	1 7/16	3 1/8
A	33292	1003 <sup>1</sup> / <sub>2</sub> -7	1043, 1044	1 3/4	4 1/2
A	33433	1004-7	1047, 1048	2 1/8	5 1/2
A	420534	—	SG252	2 3/8	3 1/4
B	27475	1010-2	1021	1/2	1
B	41196	1013 <sup>1</sup> / <sub>2</sub> -7	1045, 1046	1 3/4	4 1/2
B	41198	1014-7	1049, 1050	2 1/8	5 1/2
C	33423	1010 <sup>1</sup> / <sub>2</sub> -A2	1023	15/16	1 1/4
C	39942	1011-A7	1026, 1027	1 3/8	2
C	350652	—	SG133C	1 5/8	2 1/8
C	350616	—	SG203C	1 3/4	4 3/8
C	44993	1012-A7	1037, 1038, PA7	1 7/8	2 7/8
C	41195	1013-A7	1041, 1042	2 1/2	4
C	47997	—	1057, PH53C, PH53CR	2 1/8	3 1/8
C	420529	—	SG373C	2 3/8	3 1/4
C	41563	—	1060, PH103C, PH103CR	2 1/2	4
C	420619	—	SGH153CR	3 1/2	4 1/4
C	420554	—	SGH253CR	4 13/32	5 5/16
D	41224	1003 <sup>1</sup> / <sub>2</sub> -2H	1064, PH172, PH172R	2	4 3/4
D	41226	1005-2H	1072, PH302, PH302R	2 1/2	5 3/4
D	50449	1006-2H	1078, PH502, PH502R	3 1/4	8
E	41254	1013 <sup>1</sup> / <sub>2</sub> -2H	1066, PH173, PH173R	2 7/8	5 1/2
E	50462	1015-2H	1074, PH303, PH303R	3 3/4	6 7/8
E	50460	1016-2H	1080, PH503, PH503R	5	9 1/4
F	420525	—	SG92	3 1/16	3 3/4
F	420595	—	SG132	4 5/8	5 5/16
F	58309	—	SG202	4 1/2	5 5/16
G	420916	—	SG133C	3 1/16	3 3/4
G	420917	—	SG203C	4 5/8	5 5/16
G	58531	—	SG373C	4 1/2	5 5/16
G	58532	—	SGH153CR	6	6 3/4
G	64668	—	SGH253CR	6 3/4	8 3/32

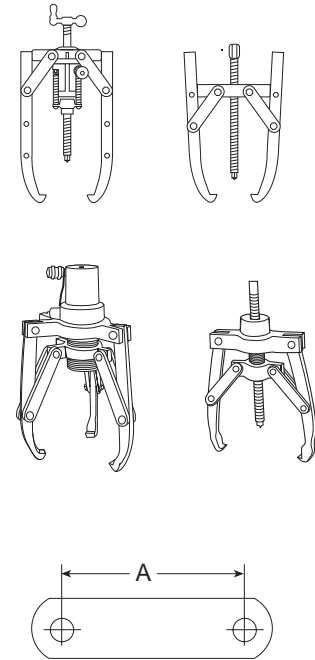


# PIECE PART IDENTIFICATION

## MECHANICAL AND HYDRAULIC GRIP-O-MATIC® AND SUPER GRIP-O-MATIC® PULLERS

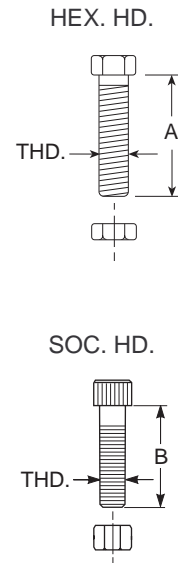
### STRAPS

Part No.	Old Part No.	Used On Puller(s)	"A" (inches)
27764	1000-4	1020, 1021	1 1/8
22007	1000 1/2-L-4	1022, 1023	1 1/2
22025	1001-4	1024, 1025, 1026, 1027	1 7/8
22018	1002-4	1035, 1036, 1037, 1038, 1057, PA7, PH53C, PH53CR	2 3/8
251000	—	SG92, SG133C	3 3/4
22028	1003-4	1039, 1040, 1041, 1042, 1060, PH103C, PH103CR	4
22034	1003 1/2-4	1043, 1044, 1045, 1046, 1064, 1066, PH172, PH172R, PH173, PH173R	6
350617	—	SGH153CR	7 3/4
30966	1004-4	1047, 1048, 1049, 1050	8
251036	—	SG132, SG203C	8 3/4
30976	1005-4	1072, 1074, PH302, PH302R, PH303, PH303R	9 1/2
420521	—	SG252, SG373C	10
420541	—	SGH253CR	10 23/32
30993	1006-4	1078, 1080, PH502, PH502R, PH503, PH503R	12



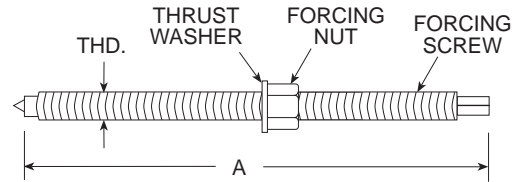
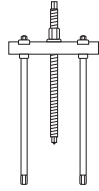
### CAP SCREWS, NUTS, AND SOCKET HEADS

Screw	Nut	Old Part No.	Used on Puller(s)	(Inches)	Thread
21917	10197	1000-5 & 6	1020, 1021	A=5/8	10-24 UNC
22008	10382	1000 1/2-L5 & 6	1022, 1023	A=3/4	1/4-28 UNF
22021	10384	1001-5 & 6	1024, 1025, 1026, 1027	A=1 1/16	5/16-24 UNF
22016	10386	1002-5 & 6	1035, 1036, 1037, 1038, PA7, 1057, PH53C, PH53CR	A=1 3/16	3/8-24 UNF
22029	10388	1003-5 & 6	1039, 1040, 1041, 1042, 1060, PH103C, PH103CR	A=1 1/2	7/16-20 UNF
22035	10392	1003 1/2-5 & 6	1043, 1044, 1045, 1046, 1064, 1066, PH172, PH172R, PH173, PH173R	A=1 7/8	9/16-18 UNF
22045	10394	1004-5 & 6	1047, 1048, 1049, 1050	A=2 1/2	5/8-18 UNF
22052	22053	1005-5 & 6	1072, 1074, PH302, PH302R, PH303, PH303R	A=2 5/8	1 1/16-16 UN
22089	10220	1006-5 & 6	1078, 1080, PH502, PH502R, PH503, PH503R	A=3 1/2	1-14 UNS
251238	251029	—	SG92, SG133C	B=1 3/4	3/8-24 UNF
251059	251029	—	SG92, SG133C	B=2	3/8-24 UNF
251037	251038	—	SG132, SG203C	B=2	1/2-20 UNF
251060	251038	—	SG132, SG203C	B=2 1/4	1/2-20 UNF
250900	250902	—	SG252, SG373C, SGH153CR	B=2 1/2	9/16-18 UNF
250899	250902	—	SG252, SG373C,	B=3	9/16-18 UNF
250887	251134	—	SGH253CR	B=2 3/4	3/4-16 UNF
251013	251134	—	SGH253CR	B=4	3/4-16 UNF



# PIECE PART IDENTIFICATION

## MECHANICAL PUSH-PULLER®



### FORCING SCREWS

Part No.	Old Part No.	Used on Puller	"A" (inches)	Thread
24835	927-2	927	12 <sup>1</sup> / <sub>8</sub>	3/4-16 UNF
24822	938-2	938	13 <sup>1</sup> / <sub>4</sub>	1-14 UNS
303961	939-2	939	17	1 <sup>1</sup> / <sub>2</sub> -12 UNF

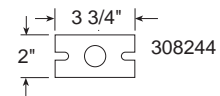
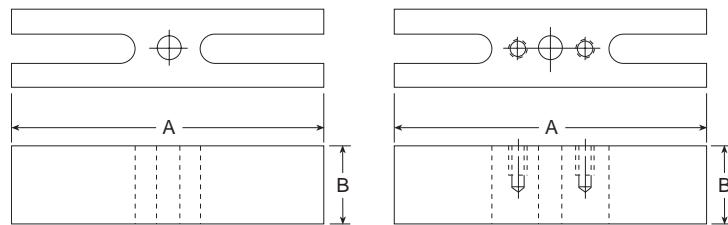
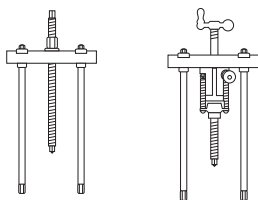
### FORCING NUTS

Part No.	Old Part No.	Used on Puller	Thread
24836	927-3	927	3/4-16 UNF
19528	938-3	938	1-14 UNS
208586	939-3	939	1 <sup>1</sup> / <sub>2</sub> -12 UNF

### THRUST WASHERS

Part No.	Old Part No.	Used on Puller	Outside Dia. (in.)
24837	927-4	927	1 <sup>1</sup> / <sub>16</sub>
24824	938-4	938	1 <sup>3</sup> / <sub>4</sub>
208587	939-4	939	2 <sup>1</sup> / <sub>2</sub>

## MECHANICAL AND HYDRAULIC PUSH-PULLER®



MECHANICAL STYLE A

HYDRAULIC STYLE B

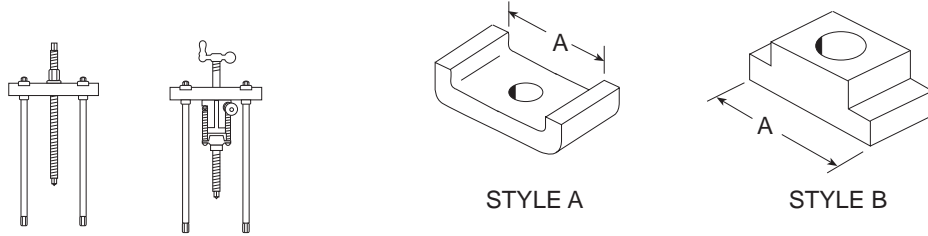
### CROSS BLOCK

Style	Part No.	Old Part No.	Used on Puller(s)	"A" (inches)	"B" (inches)
A	33483	927-1	927	8 <sup>1</sup> / <sub>4</sub>	1 <sup>3</sup> / <sub>8</sub>
A	32127	938-1	938	13 <sup>1</sup> / <sub>2</sub>	2
A	33038	939-1	939	18	2 <sup>1</sup> / <sub>2</sub>
B	*33958	938-1B	1062, PPH17, PPH17R	13 <sup>1</sup> / <sub>2</sub>	2
B	33039	939-1B	1070, PPH30, PPH30R	18	2 <sup>1</sup> / <sub>2</sub>
B	50503	939 1/2-1B	1076, PPH50, PPH50R	23 <sup>7</sup> / <sub>8</sub>	4

\* Canceled, Substitute (1) 32127 Block, (1) 308244 Plate, and (2) 214480 Cap Screws 5/16-18 x 3 3/4.

# PIECE PART IDENTIFICATION

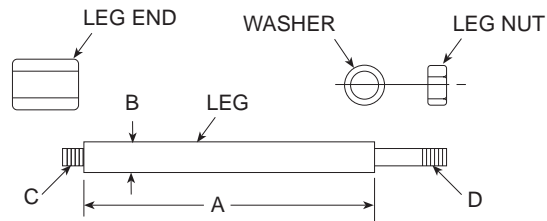
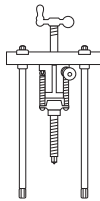
## MECHANICAL AND HYDRAULIC PUSH-PULLER®



### SLIDING PLATES

Style	Part No.	Old Part No.	Used on Puller(s)	Length "A" (inches)
A	24838	927-5	927	17/16
A	24825	938-5	938, 1062, PPH17, PPH17R	2 1/8
A	28353	939-5	939, 1070, PPH30, PPH30R	2 9/16
B	33785	939 1/2-5	1076, PPH50, PPH50R	4

## MECHANICAL AND HYDRAULIC PUSH-PULLERS®

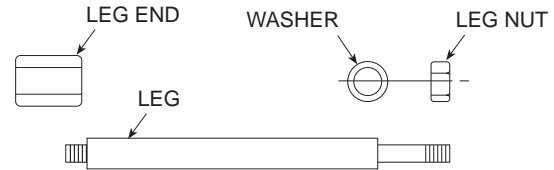
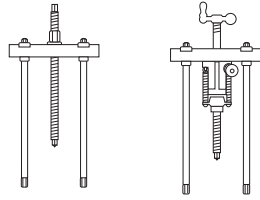


### LEGS

Part No. Pair	Part No. Single	Old Part No.	Used on Puller(s)	"A" (in.)	"B" Dia. (in.)	"C" Thd.	"D" Thd.
1100	24840	927-A-1	927	6 1/16	5/8	5/8-18	1/2-20
1101	25934	927-B-1	927	15 1/16	5/8	5/8-18	1/2-20
1102	25935	927-C-1	927	11 1/16	5/8	5/8-18	1/2-20
1103	25936	927-D-1	927	4 1/16	5/8	5/8-18	1/2-20
1104	32135	930-B-1	938, 1062, PPH17, PPH17R	16 1/2	7/8	5/8-18	3/4-16
1105	32964	930-C-1	938, 1062, PPH17, PPH17R	22 1/2	7/8	5/8-18	3/4-16
1106	32126	930-D-1	938, 1062, PPH17, PPH17R	9 1/2	7/8	5/8-18	3/4-16
1107	32132	930-E-1	938, 1062, PPH17, PPH17R	4 1/2	7/8	5/8-18	3/4-16
1108	32968	930-F-1	938, 1062, PPH17, PPH17R	30	7/8	5/8-18	3/4-16
1109	32992	939-A-1	939, 1070, PPH30, PPH30R	8	1 1/4	1-14	1-14
1110	32991	939-B-1	939, 1070, PPH30, PPH30R	18	1 1/4	1-14	1-14
1111	32998	939-C-1	939, 1070, PPH30, PPH30R	28	1 1/4	1-14	1-14
1112	33004	939 1/2-A-1	1076, PPH50, PPH50R	24	1 5/8	1 1/4-12	1 1/4-12
1113	33005	939 1/2-B-1	1076, PPH50, PPH50R	34	1 5/8	1 1/4-12	1 1/4-12

# PIECE PART IDENTIFICATION

## MECHANICAL AND HYDRAULIC PUSH-PULLERS®



### LEG NUTS

Part No.	Used on Puller(s)	Thread Size
10210	927	1/2-20
10215	938, 1062, PPH17, PPH17R	3/4-16
10220	939, 1070, PPH30, PPH30R	1-14
10224	1076, PPH50, PPH50R	1 1/4-12

### WASHERS

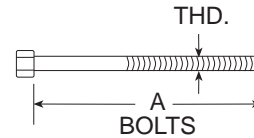
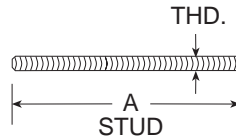
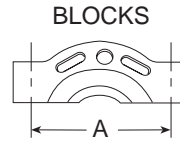
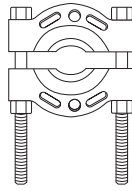
Part No.	Old Part No.	Used on Puller(s)	Outside Dia. (in.)
24839	927-6	927	7/8
24826	938-6	938, 1062, PPH17, PPH17R	1 1/4
24824	938-4	939, 1070, PPH30, PPH30R	1 3/4
28163	939 1/2-5B	1076, PPH50, PPH50R	2 1/2

### LEG ENDS

Part No.	Old Part No.	Used on Puller(s)	Thread Size
24827	938-7	927, 938, 1062, PPH17, PPH17R	5/8-18
28390	939-7	939, 1070, PPH30, PPH30R	1-14

# PIECE PART IDENTIFICATION

## PULLING ATTACHMENTS



## BLOCKS

Part No.	Old Part No.	Used on Puller(s)	"A" (inches)
26763	679-1	679	6 $\frac{1}{2}$
31385	680-1	680	10 $\frac{7}{8}$
26654	949 $\frac{1}{2}$ -1	1121	2
26651	950-1	1122	2 $\frac{7}{8}$
32957	951-1	1123	5
32951	952-1	1124, 1130	6 $\frac{3}{4}$
33486	952-D-1	1126	8
32959	953-1	1127	11 $\frac{3}{8}$
50855	953-C-1	1128	14 $\frac{1}{2}$
32961	953-D-1	1129	18 $\frac{1}{2}$

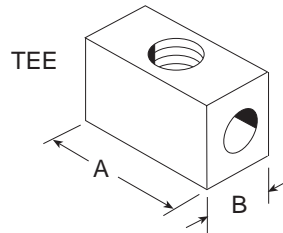
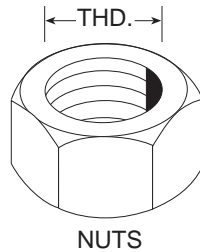
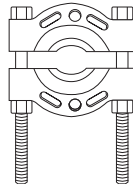
## BOLTS / STUDS

Part No.	Old Part No.	Used on Puller	Length "A" (in.)	Thread	Bolt or Stud
26762	679-2	679	7 $\frac{3}{4}$	1/2-20	Stud
24828	680-2	680	14 $\frac{1}{8}$	3/4-16	Stud
10042	10042	1121	3	5/16-24	Bolt
24831	950-3	1122	4 $\frac{1}{2}$	7/16-20	Bolt
23333	951-3	1123	8 $\frac{1}{2}$	5/8-18	Stud
24829	952-3	1124	10 $\frac{7}{8}$	3/4-16	Stud
24828	952-A-3	1130	14 $\frac{1}{8}$	3/4-16	Stud
26639	952-D-3	1126	14 $\frac{1}{4}$	7/8-14	Stud
23757	953-3	1127	20	1 $\frac{1}{8}$ -12	Stud
26640	953-C-3	1128	21 $\frac{1}{8}$	1 $\frac{1}{2}$ -12	Stud
23329	953-D-3	1129	27 $\frac{1}{2}$	1 $\frac{3}{4}$ -12	Stud



# PIECE PART IDENTIFICATION

## PULLING ATTACHMENTS



### NUTS

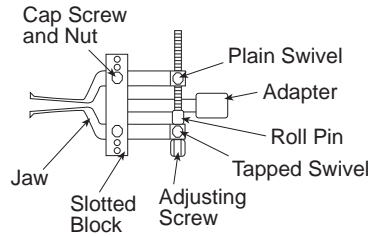
Part No.	Old Part No.	Use on Attach. No.	Thread
10210	679-3	679	1/2-20 NF
10215	680-3	680	3/4-16 NF
10203	10203	1121	5/16-24 NF
10207	10207	1122	7/16-20 NF
10213	10213	1123	5/8-18 NF
10215	10215	1124, 1130	3/4-16 NF
10218	10218	1126	7/8-14 NF
10222	10222	1127	1 1/8-12 NF
10226	10226	1128	1 1/2-12 NF
23330	953-D-4	1129	1 3/4-12 UN

### TEES

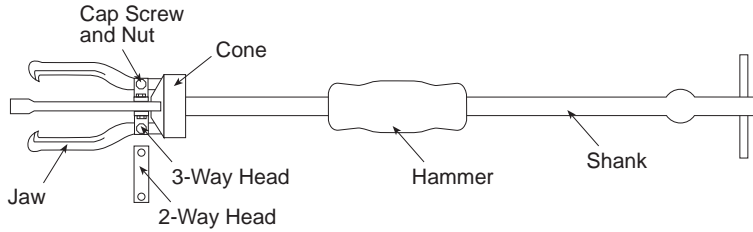
Part No.	Old Part No.	Use on Attach. No.	Length "A" (in.)	"B" (in.)
30944	953-C-5	1128	5	2 1/4
31037	953-D-5	1129	6	2 1/2

# PIECE PART IDENTIFICATION

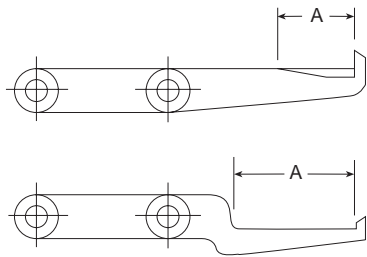
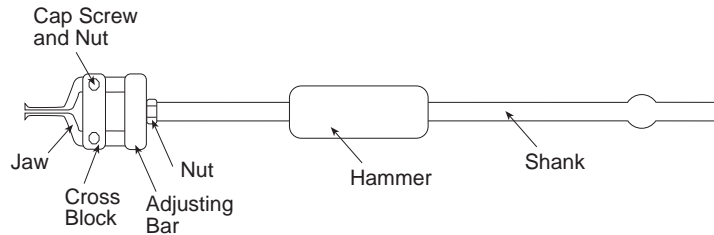
## CUP PULLING ATTACHMENTS



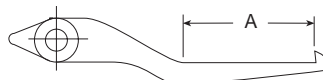
## SLIDE HAMMER PULLER



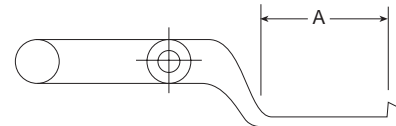
## PILOT BEARING PULLERS



STYLE I



STYLE II



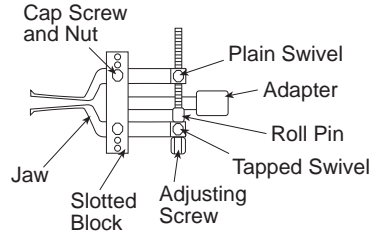
STYLE III

## JAWS

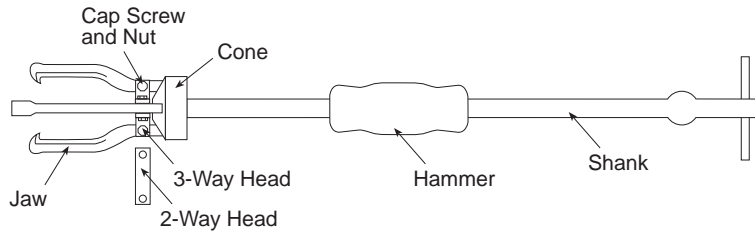
Part No.	Old Part No.	Where Used	"A" (in.)	Style
29185	955-13	1170	3/4	III
29189	956-A-13	1171	1	III
29187	955-14	1172	1 3/4	III
32054	960-8	1178	1 1/4	II
34698	960-1	1176, 1177, 1178	2	II
44195	960-7	1178	3	II
44148	960-9	1178	5	II
32139	943-C-1	1153	2 1/8	I
32137	943-B-1	1150, 1152, 1154, 1157, 1158	4	I
32136	943-A-1	1151	5 1/4	I
33083	947-1	1165, 1166	5 7/8	I

# PIECE PART IDENTIFICATION

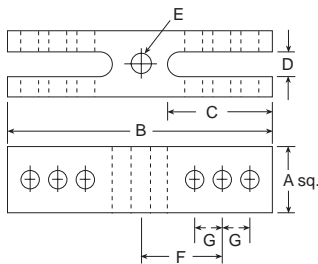
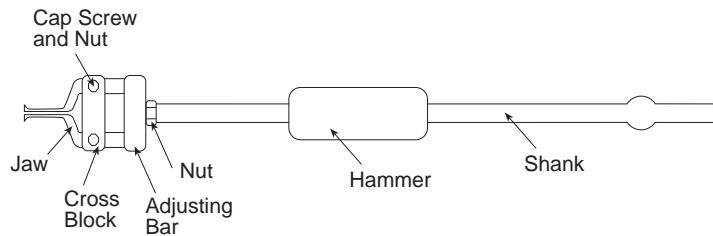
## CUP PULLING ATTACHMENTS



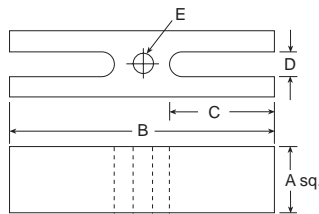
## SLIDE HAMMER PULLER



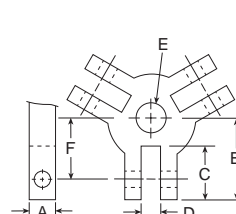
## PILOT BEARING PULLERS



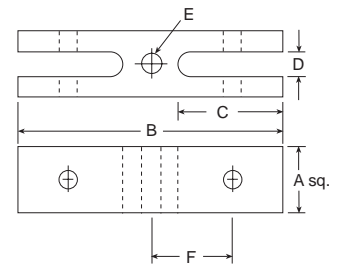
STYLE I



STYLE II



STYLE III



STYLE IV

## CROSS HEADS

Part No.	Old Part No.	Where Used	Style	"A" (in.)	"B" (in.)	"C" (in.)	"D" (in.)	"E" (thd.)	"F" (in.)	"G" (in.)
27044	954-2	1170, 1171, 1172	IV	3/4	2 11/16	13/16	7/16	1/2-20	1 1/64	—
27241	960-2	1176, 1177, 1178	IV	7/8	2 1/2	13/16	1 1/32	5/8-18	15/16	—
24544	960-3	1176, 1177, 1178	III	1 1/16	1 3/16	3/4	1 1/32	5/8-18	15/16	—
36578	960-11	1178	II	1	6	2 1/4	13/32	5/8-18	—	—
33482	943-2	1150, 1151, 1152, 1153, 1154, 1157, 1158	I	1 1/4	5 1/4	2 1/16	1/2	5/8-18	15/32	1/2
33084	947-2	1165, 1166	I	1 3/4	8	3 1/8	25/32	1-14	1 13/16	25/32



UNITED STATES 

*Cust. Service/Order Entry*

*Tel: 1-800-541-1418*

*FAX: 1-800-288-7031*

*Technical Services*

*Tel: 1-800-477-8326*

*FAX: 1-800-765-8326*