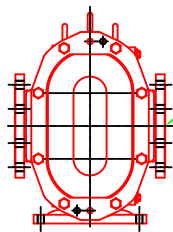
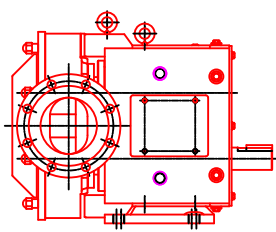
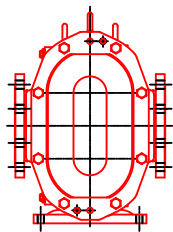
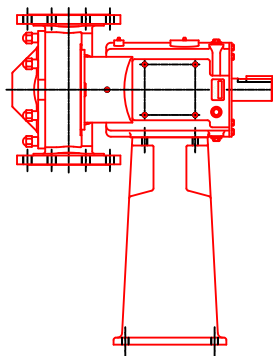
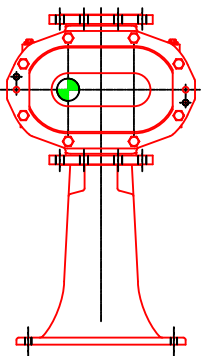


MODEL 320 UNIVERSAL II PUMP



4" - 120° BAISED FACE
FLANGE 6 HOLES, 3/8" DIA
DIA 4 - 3.31 DIA. (S.C.)

